

Atlas Preserver Portfolio

Factsheet at: 31 May 2024

Benchmark: STeFI Composite over rolling 1-year periods

Investment horizon: One year

Portfolio managed by: Atlas Asset Management (Pty) Ltd

Investment mandate

The portfolio aims to outperform the benchmark, net of investment management fees, over any rolling 1-year periods.

Investment strategy

The portfolio aims to provide a reasonable level of income, taking into account current levels of interest rates and dividend yields. The portfolio is focused on income generating asset classes and may have limited exposures to equity and property. A multi-manager approach is utilised whereby fund managers are combined based on their skill and expertise. The portfolio may invest in foreign assets as permitted by legislation and complies with Regulation 28 of the Pension Funds Act, 1956. The offshore exposure of the overall portfolio will be based on that of the underlying funds.

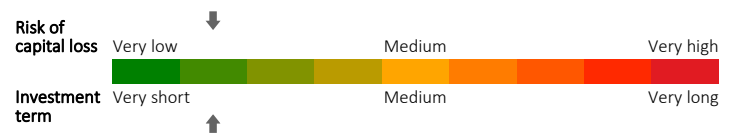
Portfolio information

Launch date:	August 2017
Benchmark:	STeFI Composite over rolling 1-year periods
Peer group:	(ASISA) South African MA Income
Reg. 28 compliant:	Yes
Platform availability:	Allan Gray, Glacier and Momentum Wealth
Portfolio fees (p.a.)	
Discretionary Fund Manager Fee:	0.23%
Annual Management Fee (AMF)*:	0.47%
Total Investment Charges (TIC)*:	0.48%

The Discretionary Fund Manager (DFM) Fee increased from 0.17% to 0.23% with effect from 1 November 2023. Returns from the launch date to 31 October 2023 are net of the 0.17% fee. *Estimated AMF and TIC based on the weighted average of the collective investment schemes in which the portfolio invests. These have been calculated using the latest available data.

Risk profile: Conservative

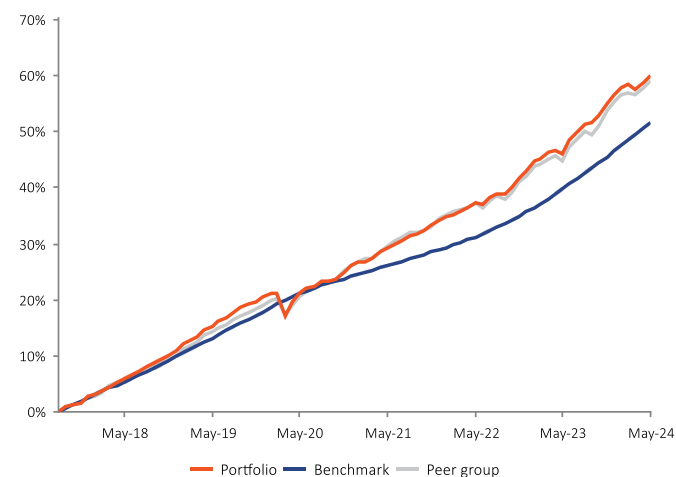
The portfolio typically has no or low equity exposure, resulting in higher interest yields and stable capital values. The probability of capital losses over the short term (3 months) is very low.



Investment returns

	Three months	One year	Two years	Three years	Four years	Five years	Six years	Seven years	Ten years	Launch
Portfolio	1.07%	9.57%	8.05%	7.42%	7.21%	6.80%	7.14%	7.26%	7.75%	7.23%
Benchmark	2.09%	8.52%	7.50%	6.35%	5.80%	6.04%	6.25%	6.41%	6.55%	6.36%
Peer group	1.31%	9.81%	7.69%	7.05%	7.16%	6.87%	7.07%	7.15%	7.10%	7.12%

Cumulative returns

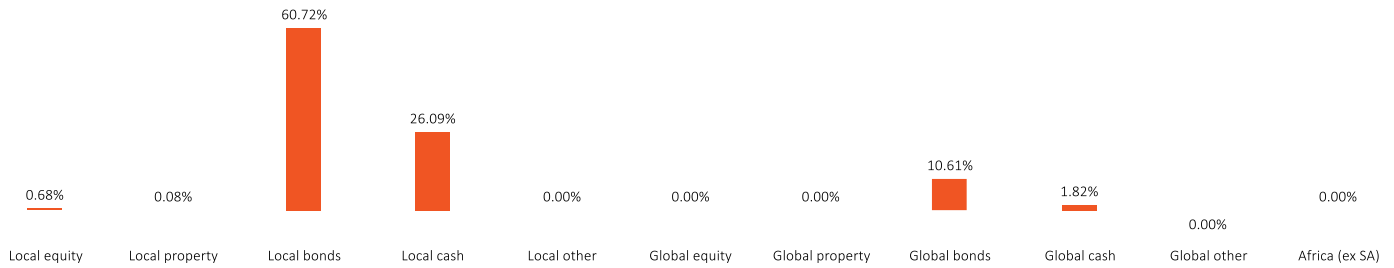


The cumulative growth of the portfolio since launch compared to its benchmark and peer group.

Portfolio allocation

Fund	Allocation
Prescient Income Provider Fund (A2)	35.00%
Fairtree Flexible Income Plus Prescient Fund (B2)	35.00%
Momentum Enhanced Yield Fund (D)	30.00%

Asset allocation



Monthly returns

	Jan	Feb	Mar	Apr	May	Jun	Jul	Aug	Sep	Oct	Nov	Dec	YTD
2020 Portfolio	0.68%	0.02%	-3.47%	2.20%	1.36%	0.77%	0.28%	0.55%	0.17%	0.28%	1.01%	0.90%	4.74%
Benchmark	0.58%	0.54%	0.57%	0.52%	0.50%	0.44%	0.42%	0.39%	0.35%	0.34%	0.31%	0.31%	5.39%
2021 Portfolio	0.41%	0.21%	0.48%	0.81%	0.56%	0.39%	0.61%	0.63%	0.37%	0.42%	0.56%	0.82%	6.45%
Benchmark	0.31%	0.28%	0.31%	0.30%	0.31%	0.31%	0.32%	0.32%	0.31%	0.32%	0.32%	0.34%	3.81%
2022 Portfolio	0.43%	0.35%	0.45%	0.47%	0.50%	-0.09%	0.75%	0.59%	-0.08%	1.01%	1.14%	0.73%	6.42%
Benchmark	0.34%	0.32%	0.36%	0.36%	0.39%	0.40%	0.43%	0.45%	0.46%	0.51%	0.51%	0.56%	5.21%
2023 Portfolio	1.29%	0.18%	0.87%	0.34%	-0.36%	1.52%	1.07%	0.80%	0.21%	0.95%	1.42%	0.91%	9.57%
Benchmark	0.58%	0.54%	0.61%	0.61%	0.65%	0.65%	0.68%	0.69%	0.68%	0.70%	0.68%	0.70%	8.06%
2024 Portfolio	0.84%	0.40%	-0.54%	0.76%	0.85%								2.33%
Benchmark	0.70%	0.65%	0.70%	0.68%	0.70%								3.47%

Portfolio managers



Gideon van der Linde
B.Com, CFP® (Post Graduate in Financial Planning)

Gideon is the CEO of Atlas and has been actively involved in the financial services industry since 1998, with experience specialising in employee benefits and consulting on investment strategies for large retirement funds. Since 2004, Gideon has worked with various asset managers building strategies for individual investors, ranging from pre-retirement to post-retirement, both for discretionary and compulsory investments. With Gideon's extensive knowledge of the industry and years of client experience, he heads up the investment committee responsible for managing the Atlas portfolios.

Disclosures

This portfolio is administered and managed by Atlas Asset Management (Pty) Ltd (Atlas), an authorised financial services provider (FSP53005) in terms of the Financial Advisory and Intermediary Services Act, 37 of 2002 (FAIS), as may be amended and/or replaced from time to time.

The information used to prepare this factsheet includes information from third-party sources and is for information purposes only. This factsheet does not constitute any form of advice and should not be used as a basis to make investment decisions or as an offer or a solicitation to purchase any specific product. The information contained herein is based on the underlying collective investment scheme (fund) allocation at the date of publication of this factsheet. Given that past returns may not be indicative of future returns and the value of investments will fluctuate over time, independent professional advice should always be sought before making an investment decision. Although every attempt has been made to ensure the accuracy and reliability of the information provided herein, Atlas does not guarantee the accuracy, content, completeness, legality or reliability of the information contained in this factsheet and no warranties and/or representations of any kind, expressed or implied, are given to the nature, standard, accuracy or otherwise of the information provided nor to the suitability or otherwise of the information to your particular circumstances. Under no circumstances shall Atlas, its directors, officers, employees, representatives or agents (the "Atlas Parties") have any liability to any persons or entities receiving the information made available in this factsheet for any claim, damages, loss or expense, whether caused by the Atlas Parties' negligence or otherwise, including, without limitation, any direct, indirect, special, incidental, punitive or consequential cost, loss or damages, whether in contract or in delict, arising out of or in connection with information made available in this factsheet, whether relating to any actions, transactions, omissions resulting from this information, or relating to any legal proceedings brought against you as a result of this information, and you agree to indemnify the Atlas Parties accordingly.

The launch date is the start date of the portfolio. Returns before the launch date are simulated or back tested returns based on the portfolio's strategic asset allocation holdings at the launch date, which would not reflect Atlas's historic asset allocation views, or any changes, which would have been made to the portfolio holdings over time. For these simulated/back tested return calculations, the underlying fund's retail share classes with the longest return histories have been used. For funds with limited return histories, the applicable index returns have been used. From the launch date, returns are based on an investment in a tracker or index portfolio, which is a time-weighted return and the effect of cash flows are not taken into account. These returns are after the deduction of the portfolio management fee and either before or after the deduction of any platform administration fees (depending on the linked investment service provider/platform on which the tracker or index portfolio is invested) and before financial adviser fees. Returns for periods exceeding one year are annualised. The return for the Consumer Price Index (CPI) is at the end of the previous month. The portfolio's TIC is an estimated total for the portfolio based on the weighted average of the underlying funds in which the portfolio invests using the latest available data. The underlying funds' total investment charges (TIC) are the sum of a fund's total expense ratio (TER) and the transaction costs (TC). If a fund's TIC is not available, the fund's ongoing/annual management fee will be used. All fees include VAT. The portfolio's asset allocation is based on the weighted average of the underlying funds in which the portfolio invests using the latest available data. The portfolio's asset allocation may differ from time to time due to market movements, changes to the portfolio and the underlying fund data and limitations. The underlying funds may contain exposure to assets that are invested globally, which may present additional risks. Individual investor returns may differ as a result of platform and adviser fees, the actual investment date, cash flows and other transactions.

Atlas does not provide a guarantee on the value of the portfolio nor does it guarantee the returns of the underlying funds in the portfolio. The investor acknowledges the inherent risk associated with the portfolio (currency, investment, market and credit risks) and that capital is not guaranteed. A switch transaction between underlying funds within the portfolio will incur capital gains tax (CGT) for the investor, should the product through which the investor buys the portfolio not be CGT exempt. For details on the underlying funds in the portfolio, please refer to the minimum disclosure documents, which are obtainable from the relevant investment manager. The information contained in this factsheet is confidential, privileged and only for the use and benefit of the intended recipient and may not be used, published or redistributed without the prior written consent of Atlas or the Atlas Parties. Under no circumstances will Atlas or the Atlas Parties be liable for any cost, loss or damages arising out of the unauthorised dissemination of this factsheet or the information contained herein.

Sources: Momentum Investments and Morningstar.

Contact information

Atlas Asset Management (Pty) Ltd

Unit 27 Norma Jean Square, 244 Jean Avenue, Centurion, 0157
Postnet Suite X70, Private Bag X1015, Lyttelton, 0140

T +27 (0)12 644 1290

Email gideon@cumulusrp.co.za

Web www.cumulusrp.co.za

